

# Metric Impact Sockets

## Sockets Features

Genuine Ingersoll Rand Impact sockets are built of top quality materials for performance and durability.

Specifically designed for use with Ingersoll Rand power tools, our sockets are the perfect solution for your everyday tightening and loosening applications.

Impact-grade toughness – Designed for high-torque applications.

Forged chrome-molybdenum steel for high-strength durability.

Laser-etched size labelling for easy size identification.



Electro-phosphate finish on 1/4 to 1" drive sizes – Projects a sleek look and high visibility.

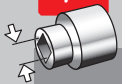
Durable roll stamp feature on 1 1/2" drive sizes for easy size identification in harsh work environments

Backed by a Lifetime Warranty from manufacturing and material defects.

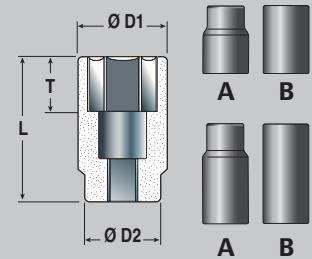


**1/4**

### Square Drive Sockets



| A/F    | Part no.                | T (mm) | L (mm) | D1 (mm) | D2 (mm) | Shape |
|--------|-------------------------|--------|--------|---------|---------|-------|
|        | <b>Standard sockets</b> |        |        |         |         |       |
| 4 mm   | S62M4                   | 5      | 23     | 7.6     | 13      | A     |
| 4.5 mm | S62M45                  | 5      | 23     | 8.2     | 13      | A     |
| 5 mm   | S62M5                   | 5      | 23     | 8.8     | 13      | A     |
| 5.5 mm | S62M55                  | 5      | 23     | 9.5     | 13      | A     |
| 6 mm   | S62M6                   | 7      | 23     | 10      | 13      | A     |
| 7 mm   | S62M7                   | 7      | 23     | 11.3    | 13      | A     |
| 8 mm   | S62M8                   | 7      | 23     | 12.5    | 13      | A     |
| 9 mm   | S62M9                   | 7      | 23     | 14      | 14      | B     |
| 10 mm  | S62M10                  | 7      | 23     | 14.5    | 14.5    | B     |
| 11 mm  | S62M11                  | 8      | 23     | 17      | 17      | B     |
| 12 mm  | S62M12                  | 8      | 23     | 18      | 18      | B     |
| 13 mm  | S62M13                  | 8      | 23     | 19      | 19      | B     |
| 14 mm  | S62M14                  | 8      | 23     | 20      | 20      | B     |



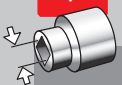
### Socket Set, part no. SK2M12

1/4" square drive socket set – Contains: 6, 7, 8, 9, 10, 11, 12, 13, 14 mm standard sockets, 50 mm extension, 100 mm extension and 3/8" female to 1/4" male adapter.



**3/8**

### Square Drive Sockets



| A/F   | Part no.                | T (mm) | L (mm) | Part no.            | T (mm) | L (mm) | D1 (mm)                | D2 (mm) | Shape |
|-------|-------------------------|--------|--------|---------------------|--------|--------|------------------------|---------|-------|
|       | <b>Standard sockets</b> |        |        | <b>Deep sockets</b> |        |        | <b>Common Features</b> |         |       |
| 7 mm  | S63M7                   | 7      | 28     | S63M7L              | 11     | 63     | 11.5                   | 19      | A     |
| 8 mm  | S63M8                   | 7      | 28     | S63M8L              | 12     | 63     | 12.5                   | 19      | A     |
| 9 mm  | S63M9                   | 7      | 28     | S63M9L              | 14     | 63     | 14                     | 19      | A     |
| 10 mm | S63M10                  | 7      | 28     | S63M10L             | 14     | 63     | 15                     | 19      | A     |
| 11 mm | S63M11                  | 7      | 30     | S63M11L             | 17     | 63     | 17                     | 19      | A     |
| 12 mm | S63M12                  | 7      | 30     | S63M12L             | 17     | 63     | 18                     | 19      | A     |
| 13 mm | S63M13                  | 7      | 30     | S63M13L             | 17     | 63     | 19                     | 19      | B     |
| 14 mm | S63M14                  | 7      | 30     | S63M14L             | 17     | 63     | 20                     | 20      | B     |
| 15 mm | S63M15                  | 10     | 30     | S63M15L             | 19     | 63     | 22                     | 22      | B     |
| 16 mm | S63M16                  | 10     | 30     | S63M16L             | 19     | 63     | 24                     | 24      | B     |
| 17 mm | S63M17                  | 10     | 32     | S63M17L             | 19     | 63     | 24                     | 24      | B     |
| 18 mm | S63M18                  | 13     | 32     | S63M18L             | 19     | 63     | 26                     | 26      | B     |
| 19 mm | S63M19                  | 13     | 32     | S63M19L             | 21     | 63     | 26                     | 26      | B     |
| 20 mm | S63M20                  | 13     | 32     | S63M20L             | 21     | 63     | 28                     | 28      | B     |
| 21 mm | S63M21                  | 13     | 32     | S63M21L             | 21     | 63     | 30                     | 30      | B     |
| 22 mm | S63M22                  | 13     | 32     | S63M22L             | 21     | 63     | 32                     | 32      | B     |



### Socket Set, part no. SK3M10

3/8" square drive socket set – Contains 10 standard sockets: 9, 10, 11, 12, 13, 14, 15, 16, 17, 19 mm.



# Metric Impact Sockets

## 1/2 Square Drive Socket Sets

### Part no. SK4M18

Contains 9 standard sockets / 6-points (10, 11, 13, 14, 17, 19, 21, 22 and 24 mm), 4 deep sockets (13, 14, 21, and 24 mm), 3 deep/thin wall sockets (17, 19 and 21 mm), 125 mm extension bar and 1/2" square drive power joint.



SK4M18



SK4M14

### Part no. SK4M14

Contains 14 standard sockets / 6-points (10, 11, 12, 13, 14, 15, 16, 17, 18, 19, 21, 22, 23 and 24 mm).

### Part no. SK4M5L

Contains 5 deep sockets / 6-points (17, 19, 21, 22, and 24 mm)



SK4M5L

SK4M3L

### Part no. SK4M3L

Contains 3 deep insulated sockets / 6-points (17, 19 and 21 mm).

## Special Socket Sets (in carrying case)

### Part no. SK4LNR

Indispensable tool for each tyre repair shops. Helps to remove secured nuts and bolts in case urgent tyre repair is needed – Contains 8 sockets with 1/2" square drive (17, 18.5, 20, 21.5, 23, 24.5, 26 and 27.5 mm).



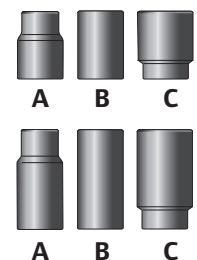
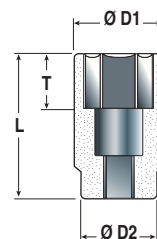
### Part no. SK4M7U

1/2" square drive sockets (13, 14, 15, 17, 19, 21 and 22 mm, pre-fitted on power joints – to facilitate handling nuts and bolts in areas with very limited accessibility.



## 1/2 Square Drive Sockets

| A/F   | Part no.         | T (mm) | L (mm) | Part no.     | T (mm) | L (mm) | D1 (mm)         | D2 (mm) | Shape |
|-------|------------------|--------|--------|--------------|--------|--------|-----------------|---------|-------|
|       | Standard sockets |        |        | Deep sockets |        |        | Common Features |         |       |
| 8 mm  | S64M8            | 9      | 38     | S64M8L       | 11     | 78     | 14              | 22      | A     |
| 9 mm  | S64M9            | 11     | 38     | S64M9L       | 14     | 78     | 15              | 22      | A     |
| 10 mm | S64M10           | 11     | 38     | S64M10L      | 14     | 78     | 17              | 22      | A     |
| 11 mm | S64M11           | 11     | 38     | S64M11L      | 14     | 78     | 18              | 22      | A     |
| 12 mm | S64M12           | 11     | 38     | S64M12L      | 14     | 78     | 19              | 22      | A     |
| 13 mm | S64M13           | 11     | 38     | S64M13L      | 14     | 78     | 20              | 22      | A     |
| 14 mm | S64M14           | 11     | 38     | S64M14L      | 19     | 78     | 22              | 24      | A     |
| 15 mm | S64M15           | 11     | 38     | S64M15L      | 19     | 78     | 24              | 24      | B     |
| 16 mm | S64M16           | 11     | 38     | S64M16L      | 19     | 78     | 24              | 24      | B     |
| 17 mm | S64M17           | 11     | 38     | S64M17L      | 19     | 78     | 26              | 26      | B     |
| 18 mm | S64M18           | 11     | 38     | S64M18L      | 19     | 78     | 26              | 26      | B     |
| 19 mm | S64M19           | 13     | 40     | S64M19L      | 19     | 78     | 28              | 28      | B     |
| 20 mm | S64M20           | 13     | 40     | S64M20L      | 19     | 78     | 30              | 30      | B     |
| 21 mm | S64M21           | 13     | 40     | S64M21L      | 21     | 78     | 30              | 30      | B     |
| 22 mm | S64M22           | 13     | 42     | S64M22L      | 21     | 78     | 32              | 32      | B     |
| 23 mm | S64M23           | 13     | 42     | S64M23L      | 21     | 78     | 32              | 32      | B     |
| 24 mm | S64M24           | 15     | 44     | S64M24L      | 21     | 78     | 34              | 34      | B     |
| 25 mm | S64M25           | 15     | 44     | S64M25L      | 21     | 78     | 35              | 35      | B     |
| 26 mm | S64M26           | 15     | 44     | S64M26L      | 21     | 78     | 36              | 36      | B     |
| 27 mm | S64M27           | 18.3   | 46     | S64M27L      | 21     | 78     | 38              | 38      | B     |
| 28 mm | S64M28           | 18.3   | 46     | S64M28L      | 24     | 78     | 40              | 38      | C     |
| 29 mm | S64M29           | 18.3   | 46     | S64M29L      | 24     | 78     | 40              | 38      | C     |
| 30 mm | S64M30           | 18.3   | 46     | S64M30L      | 24     | 78     | 42              | 38      | C     |
| 32 mm | S64M32           | 18.3   | 46     | S64M32L      | 24     | 78     | 44              | 38      | C     |
| 33 mm | S64M33           | 20     | 46     | S64M33L      | 24     | 78     | 45              | 38      | C     |
| 34 mm | S64M34           | 20     | 46     | S64M35L      | 24     | 78     | 48              | 38      | C     |
| 36 mm | S64M36           | 20     | 50     | S64M36L      | 24     | 78     | 50              | 38      | C     |

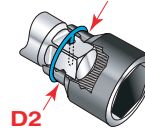


# Metric Impact Sockets

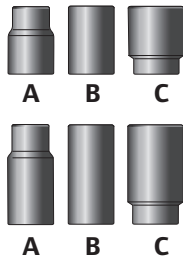
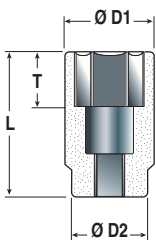
## 3/4 Square Drive Socket Set



**Part no. SK6M6L**  
Contains 6 deep sockets / 6-points  
(24, 27, 30, 32, 33 and 36 mm).



See Retaining Ring specifications on page 34



## 3/4 Square Drive Sockets

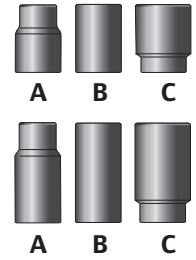
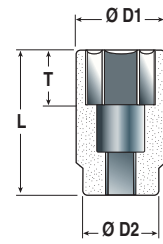
| A/F   | Part no.                | T (mm) | L (mm) | Part no.            | T (mm) | L (mm) | D1 (mm)                | D2 (mm) | Shape | Recommended retaining ring |
|-------|-------------------------|--------|--------|---------------------|--------|--------|------------------------|---------|-------|----------------------------|
|       | <b>Standard sockets</b> |        |        | <b>Deep sockets</b> |        |        | <b>Common Features</b> |         |       |                            |
| 17 mm | S66M17                  | 13     | 51     | S66M17L             | 19     | 90     | 30                     | 44      | A     | RR10034S                   |
| 18 mm | S66M18                  | 13     | 51     | -                   | -      | -      | 31                     | 44      | A     | RR10034S                   |
| 19 mm | S66M19                  | 13     | 51     | S66M19L             | 19     | 90     | 32.5                   | 44      | A     | RR10034S                   |
| 20 mm | S66M20                  | 13     | 51     | S66M20L             | 19     | 90     | 33.5                   | 44      | A     | RR10034S                   |
| 21 mm | S66M21                  | 13     | 51     | S66M21L             | 19     | 90     | 35                     | 44      | A     | RR10034S                   |
| 22 mm | S66M22                  | 13     | 51     | S66M22L             | 19     | 90     | 36                     | 44      | A     | RR10034S                   |
| 23 mm | S66M23                  | 13     | 51     | S66M23L             | 19     | 90     | 37.5                   | 44      | A     | RR10034S                   |
| 24 mm | S66M24                  | 16     | 51     | S66M24L             | 19     | 90     | 38.5                   | 44      | A     | RR10034S                   |
| 25 mm | S66M25                  | 16     | 53     | S66M25L             | 19     | 90     | 40                     | 44      | A     | RR10034S                   |
| 26 mm | S66M26                  | 16     | 53     | S66M26L             | 22     | 90     | 41                     | 44      | A     | RR10034S                   |
| 27 mm | S66M27                  | 16     | 53     | S66M27L             | 22     | 90     | 42.5                   | 44      | A     | RR10034S                   |
| 28 mm | S66M28                  | 19     | 53     | S66M28L             | 22     | 90     | 44                     | 44      | B     | RR10034S                   |
| 29 mm | S66M29                  | 19     | 53     | S66M29L             | 22     | 90     | 45                     | 44      | C     | RR10034S                   |
| 30 mm | S66M30                  | 19     | 53     | S66M30L             | 22     | 90     | 46                     | 44      | C     | RR10034S                   |
| 31 mm | S66M31                  | 19     | 57     | S66M31L             | 22     | 90     | 47.5                   | 44      | C     | RR10034S                   |
| 32 mm | S66M32                  | 19     | 57     | S66M32L             | 22     | 90     | 48.5                   | 44      | C     | RR10034S                   |
| 33 mm | S66M33                  | 22     | 57     | S66M33L             | 25     | 90     | 50                     | 44      | C     | RR10034S                   |
| 34 mm | S66M34                  | 22     | 57     | S66M34L             | 25     | 90     | 51                     | 44      | C     | RR10034S                   |
| 35 mm | S66M35                  | 22     | 57     | S66M35L             | 25     | 90     | 52.5                   | 44      | C     | RR10034S                   |
| 36 mm | S66M36                  | 22     | 57     | S66M36L             | 25     | 90     | 53.5                   | 44      | C     | RR10034S                   |
| 37 mm | S66M37                  | 22     | 57     | -                   | -      | -      | 55                     | 44      | C     | RR10034S                   |
| 38 mm | S66M38                  | 22     | 57     | S66M38L             | 25     | 90     | 56                     | 44      | C     | RR10034S                   |
| 40 mm | S66M40                  | 22     | 58     | S66M40L             | 30     | 90     | 58.5                   | 44      | C     | RR10034S                   |
| 41 mm | S66M41                  | 22     | 58     | S66M41L             | 30     | 90     | 60                     | 44      | C     | RR10034S                   |
| 42 mm | S66M42                  | 25     | 58     | S66M42L             | 30     | 90     | 61                     | 44      | C     | RR10034S                   |
| 43 mm | S66M43                  | 25     | 62     | S66M43L             | 30     | 90     | 62.5                   | 44      | C     | RR10034S                   |
| 46 mm | S66M46                  | 25     | 62     | S66M46L             | 30     | 90     | 66                     | 44      | C     | RR10034S                   |
| 50 mm | S66M50                  | 30     | 68     | S66M50L             | 30     | 90     | 71                     | 44      | C     | RR10034S                   |

# Metric Impact Sockets

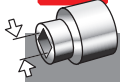
## 1 Square Drive Socket Set



**Part no. SK8M4L**  
Contains 4 deep sockets / 6-points  
(27, 30, 32 and 33 mm).



## 1 Square Drive Sockets

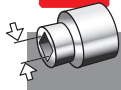


| A/F   | Part no.                | T (mm) | L (mm) | Part no.            | T (mm) | L (mm) | D1 (mm)                | D2 (mm) | Shape | Recommended retaining ring |
|-------|-------------------------|--------|--------|---------------------|--------|--------|------------------------|---------|-------|----------------------------|
|       | <b>Standard sockets</b> |        |        | <b>Deep sockets</b> |        |        | <b>Common Features</b> |         |       |                            |
| 19 mm | S68M19                  | 17     | 58     | S68M19L             | 25     | 90     | 35                     | 54      | A     | RR10015S                   |
| 21 mm | S68M21                  | 17     | 58     | S68M21L             | 25     | 90     | 37.5                   | 54      | A     | RR10015S                   |
| 22 mm | S68M22                  | 17     | 58     | S68M22L             | 25     | 90     | 39                     | 54      | A     | RR10015S                   |
| 23 mm | S68M23                  | 17     | 58     | S68M23L             | 25     | 90     | 40                     | 54      | A     | RR10015S                   |
| 24 mm | S68M24                  | 17     | 58     | S68M24L             | 25     | 90     | 41.5                   | 54      | A     | RR10015S                   |
| 25 mm | S68M25                  | 17     | 60     | S68M25L             | 25     | 90     | 42.5                   | 54      | A     | RR10015S                   |
| 26 mm | S68M26                  | 17     | 60     | S68M26L             | 25     | 90     | 44                     | 54      | A     | RR10015S                   |
| 27 mm | S68M27                  | 17     | 60     | S68M27L             | 25     | 90     | 45                     | 54      | A     | RR10015S                   |
| 28 mm | S68M28                  | 17     | 60     | S68M28L             | 25     | 90     | 46.5                   | 54      | A     | RR10015S                   |
| 29 mm | S68M29                  | 19     | 62     | S68M29L             | 25     | 90     | 47.5                   | 54      | A     | RR10015S                   |
| 30 mm | S68M30                  | 19     | 62     | S68M30L             | 25     | 90     | 49                     | 54      | A     | RR10015S                   |
| 32 mm | S68M32                  | 19     | 63     | S68M32L             | 25     | 90     | 51.5                   | 54      | A     | RR10015S                   |
| 33 mm | S68M33                  | 21     | 63     | S68M33L             | 25     | 90     | 52.5                   | 54      | A     | RR10015S                   |
| 34 mm | S68M34                  | 21     | 63     | S68M34L             | 25     | 90     | 54                     | 54      | B     | RR10015S                   |
| 35 mm | S68M35                  | 21     | 66     | S68M35L             | 25     | 90     | 55                     | 54      | C     | RR10015S                   |
| 36 mm | S68M36                  | 23     | 66     | S68M36L             | 25     | 90     | 56.5                   | 54      | C     | RR10015S                   |
| 38 mm | S68M38                  | 23     | 66     | S68M38L             | 25     | 90     | 59                     | 54      | C     | RR10015S                   |
| 40 mm | S68M40                  | 23     | 66     | S68M40L             | 25     | 90     | 61                     | 54      | C     | RR10015S                   |
| 41 mm | S68M41                  | 25     | 68     | S68M41L             | 25     | 90     | 62.5                   | 54      | C     | RR10015S                   |
| 42 mm | S68M42                  | 25     | 68     | S68M42L             | 25     | 90     | 64                     | 54      | C     | RR10015S                   |
| 45 mm | S68M45                  | 25     | 70     | S68M45L             | 30     | 100    | 67.5                   | 54      | C     | RR10015S                   |
| 46 mm | S68M46                  | 29     | 72     | S68M46L             | 30     | 100    | 69                     | 54      | C     | RR10015S                   |
| 48 mm | S68M48                  | 29     | 76     | S68M48L             | 30     | 100    | 71.5                   | 54      | C     | RR10015S                   |
| 50 mm | S68M50                  | 31     | 76     | S68M50L             | 30     | 100    | 74                     | 54      | C     | RR10015S                   |
| 52 mm | S68M52                  | 31     | 80     | S68M52L             | 30     | 100    | 76.5                   | 54      | C     | RR10015S                   |
| 54 mm | S68M54                  | 31     | 80     | S68M54L             | 35     | 108    | 79                     | 54      | C     | RR10015S                   |
| 55 mm | S68M55                  | 34     | 84     | S68M55L             | 35     | 108    | 80                     | 54      | C     | RR10015S                   |
| 56 mm | S68M56                  | 34     | 84     | S68M56L             | 35     | 108    | 81.5                   | 54      | C     | RR10015S                   |
| 58 mm | S68M58                  | 34     | 84     | S68M58L             | 35     | 108    | 84                     | 54      | C     | RR10015S                   |
| 60 mm | S68M60                  | 35     | 88     | S68M60L             | 35     | 108    | 86.5                   | 54      | C     | RR10015S                   |
| 65 mm | S68M65                  | 35     | 92     | S68M65L             | 35     | 120    | 92.5                   | 54      | C     | RR10015S                   |
| 70 mm | S68M70                  | 35     | 96     | S68M70L             | 35     | 125    | 99                     | 54      | C     | RR10015S                   |
| 75 mm | S68M75                  | 35     | 102    | S68M75L             | 35     | 125    | 105                    | 60.3    | C     | RR10015S                   |
| 80 mm | S68M80                  | 35     | 102    | S68M80L             | 35     | 125    | 111.5                  | 60.3    | C     | RR10015S                   |
| 85mm  | S68M85                  | 35     | 106    | S68M85L             | 35     | 135    | 117.5                  | 86      | C     | RR10025S                   |
| 90 mm | S68M90                  | 35     | 108    | S68M90L             | 35     | 135    | 124                    | 86      | C     | RR10025S                   |
| 95 mm | S68M95                  | 35     | 110    | S68M95L             | 35     | 140    | 130                    | 86      | C     | RR10025S                   |

# Metric Impact Sockets



## 1.1/2 Square Drive Sockets

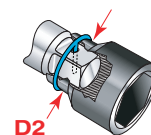


| A/F    | Part no.                | T (mm) | L (mm) | Part no.            | T (mm) | L (mm) | D1 (mm)                | D2 (mm) | Shape | Recommended retaining ring |
|--------|-------------------------|--------|--------|---------------------|--------|--------|------------------------|---------|-------|----------------------------|
|        | <b>Standard sockets</b> |        |        | <b>Deep sockets</b> |        |        | <b>Common Features</b> |         |       |                            |
| 30 mm  | S612M30                 | 21     | 78     | —                   | —      | —      | 56                     | 86      | A     | RR10025S                   |
| 32 mm  | S612M32                 | 22     | 78     | —                   | —      | —      | 58                     | 86      | A     | RR10025S                   |
| 35 mm  | S612M35                 | 22     | 78     | —                   | —      | —      | 64                     | 86      | A     | RR10025S                   |
| 36 mm  | S612M36                 | 24     | 78     | —                   | —      | —      | 64                     | 86      | A     | RR10025S                   |
| 38 mm  | S612M38                 | 26     | 80     | —                   | —      | —      | 66                     | 86      | A     | RR10025S                   |
| 41 mm  | S612M41                 | 28     | 80     | S612M41L            | 28     | 115    | 70                     | 86      | A     | RR10025S                   |
| 46 mm  | S612M46                 | 30     | 84     | S612M46L            | 30     | 115    | 76                     | 86      | A     | RR10025S                   |
| 50 mm  | S612M50                 | 32     | 87     | S612M50L            | 34     | 135    | 81                     | 86      | A     | RR10025S                   |
| 54 mm  | S612M54                 | 37     | 90     | S612M54L            | 37     | 140    | 86                     | 86      | B     | RR10025S                   |
| 55 mm  | S612M55                 | 37     | 90     | S612M55L            | 37     | 140    | 87                     | 86      | C     | RR10025S                   |
| 58 mm  | S612M58                 | 39     | 95     | —                   | —      | —      | 92                     | 86      | C     | RR10025S                   |
| 60 mm  | S612M60                 | 39     | 95     | S612M60L            | 39     | 150    | 94                     | 86      | C     | RR10025S                   |
| 65 mm  | S612M65                 | 42     | 100    | S612M65L            | 42     | 150    | 100                    | 86      | C     | RR10025S                   |
| 70 mm  | S612M70                 | 46     | 105    | S612M70L            | 46     | 160    | 106                    | 86      | C     | RR10025S                   |
| 75 mm  | S612M75                 | 49     | 108    | S612M75L            | 49     | 170    | 112                    | 86      | C     | RR10025S                   |
| 80 mm  | S612M80                 | 53     | 115    | S612M80L            | 53     | 170    | 119                    | 86      | C     | RR10025S                   |
| 85 mm  | S612M85                 | 56     | 118    | S612M85L            | 56     | 170    | 125                    | 86      | C     | RR10025S                   |
| 90 mm  | S612M90                 | 59     | 123    | S612M90L            | 59     | 170    | 131                    | 86      | C     | RR10025S                   |
| 95 mm  | S612M95                 | 61     | 123    | S612M95L            | 61     | 180    | 137                    | 95      | C     | RR10025S                   |
| 100 mm | S612M100                | 65     | 130    | S612M100L           | 65     | 190    | 144                    | 95      | C     | RR10025S                   |
| 105 mm | S612M105                | 68     | 130    | S612M105L           | 68     | 190    | 154                    | 95      | C     | RR10025S                   |
| 110 mm | S612M110                | 72     | 135    | S612M110L           | 72     | 200    | 157                    | 95      | C     | RR10025S                   |
| 115 mm | S612M115                | 77     | 140    | S612M115L           | 77     | 210    | 164                    | 95      | C     | RR10025S                   |
| 120 mm | S612M120                | 77     | 140    | S612M120L           | 77     | 210    | 167                    | 95      | C     | RR10025S                   |
| 125 mm | S612M125                | 77     | 140    | —                   | —      | —      | 174                    | 127     | C     | RR10035S                   |


## 2.1/2 Square Drive Sockets



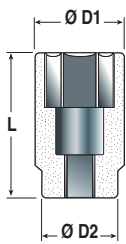
| A/F    | Part no.                | T (mm) | L (mm) | D1 (mm) | D2 (mm) | Shape | Recommended retaining ring |
|--------|-------------------------|--------|--------|---------|---------|-------|----------------------------|
|        | <b>Standard sockets</b> |        |        |         |         |       |                            |
| 75 mm  | S620M75                 | 42     | 140    | 118     | 127     | A     | RR10035SS                  |
| 80 mm  | S620M80                 | 45     | 140    | 124     | 127     | A     | RR10035SS                  |
| 85 mm  | S620M85                 | 52     | 140    | 130     | 127     | B     | RR10035SS                  |
| 90 mm  | S620M90                 | 52     | 145    | 136     | 127     | C     | RR10035SS                  |
| 95 mm  | S620M95                 | 52     | 145    | 143     | 127     | C     | RR10035SS                  |
| 100 mm | S620M100                | 58     | 150    | 149     | 127     | C     | RR10035SS                  |
| 105 mm | S620M105                | 58     | 155    | 155     | 127     | C     | RR10035SS                  |
| 110 mm | S620M110                | 60     | 160    | 161     | 127     | C     | RR10035SS                  |
| 115 mm | S620M115                | 62     | 165    | 167     | 127     | C     | RR10035SS                  |
| 120 mm | S620M120                | 67     | 170    | 176     | 127     | C     | RR10035SS                  |
| 125 mm | S620M125                | 72     | 175    | 184     | 127     | C     | RR10035SS                  |
| 130 mm | S620M130                | 72     | 175    | 187     | 152     | C     | 588-216 & 588-215          |
| 135 mm | S620M135                | 77     | 180    | 194     | 152     | C     | 588-216 & 588-215          |
| 140 mm | S620M140                | 77     | 180    | 204     | 152     | C     | 588-216 & 588-215          |
| 145 mm | S620M145                | 83     | 185    | 207     | 152     | C     | 588-216 & 588-215          |
| 150 mm | S620M150                | 83     | 185    | 214     | 152     | C     | 588-216 & 588-215          |
| 155 mm | S620M155                | 90     | 190    | 224     | 152     | C     | 588-216 & 588-215          |
| 160 mm | S620M160                | 90     | 190    | 227     | 152     | C     | 588-216 & 588-215          |
| 165 mm | S620M165                | 95     | 195    | 234     | 152     | C     | 588-216 & 588-215          |
| 170 mm | S620M170                | 95     | 195    | 244     | 152     | C     | 588-216 & 588-215          |
| 175 mm | S620M175                | 100    | 200    | 247     | 152     | C     | 588-216 & 588-215          |
| 180 mm | S620M180                | 100    | 200    | 254     | 152     | C     | 588-216 & 588-215          |



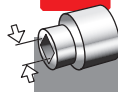
See Retaining Ring specifications on page 34.



# Non-Metric Impact Sockets

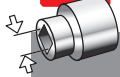


## 1 Square Drive Sockets



| A/F      | Part no.         | L (mm) | Part no.     | L (mm) | D1 (mm)  | D2 (mm) |
|----------|------------------|--------|--------------|--------|----------|---------|
| A/F      | Standard sockets |        | Deep sockets |        | Socket Ø |         |
| 7/8"     | S68H78           | 58     | S68H78L      | 90     | 39       | 54      |
| 15/16"   | S68H1516         | 58     | S68H1516L    | 90     | 41       | 54      |
| 1"       | S68H1            | 60     | S68H1L       | 90     | 43       | 54      |
| 1-1/16"  | S68H1-116        | 60     | S68H1-116L   | 90     | 45       | 54      |
| 1-1/8"   | S68H1-18         | 62     | S68H1-18L    | 90     | 46       | 54      |
| 1-1/4"   | S68H1-14         | 63     | S68H1-14L    | 90     | 54       | 54      |
| 1-5/16"  | S68H1-516        | 63     | S68H1-516L   | 90     | 54       | 54      |
| 1-7/16"  | S68H1-716        | 66     | S68H1-716L   | 90     | 57       | 54      |
| 1-1/2"   | S68H1-12         | 66     | S68H1-12L    | 90     | 59       | 54      |
| 1-9/16"  | S68H1-916        | 66     | S68H1-916L   | 90     | 61       | 54      |
| 1-5/8"   | S68H1-58         | 68     | S68H1-58L    | 90     | 63       | 54      |
| 1-11/16" | S68H1-1116       | 70     | S68H1-1116L  | 90     | 65       | 54      |
| 1-3/4"   | S68H1-34         | 70     | S68H1-34L    | 100    | 68       | 60      |
| 1-13/16" | S68H1-1316       | 72     | S68H1-1316L  | 100    | 69       | 60      |
| 1-7/8"   | S68H1-78         | 72     | S68H1-78L    | 100    | 70       | 60      |
| 1-15/16" | S68H1-1516       | 76     | S68H1-1516L  | 100    | 73       | 60      |
| 2"       | S68H2            | 76     | S68H2L       | 100    | 74       | 60      |
| 2-1/8"   | S68H2-18         | 80     | S68H2-18L    | 108    | 79       | 60      |
| 2-3/16"  | S68H2-316        | 84     | S68H2-316L   | 108    | 80       | 60      |
| 2-1/4"   | S68H2-14         | 84     | S68H2-14L    | 108    | 83       | 60      |
| 2-3/8"   | S68H2-38         | 88     | S68H2-38L    | 108    | 87       | 60      |

## 1/2 Square Drive Sockets



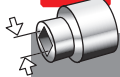
| A/F     | Part no.         | L (mm) | Part no.     | L (mm) | D1 (mm)  | D2 (mm) |
|---------|------------------|--------|--------------|--------|----------|---------|
| A/F     | Standard sockets |        | Deep sockets |        | Socket Ø |         |
| 3/8"    | S64H38           | 38     | S64H38L      | 78     | 17       | 22      |
| 7/16"   | S64H716          | 38     | S64H716L     | 78     | 18       | 22      |
| 1/2"    | S64H12           | 38     | S64H12L      | 78     | 20       | 22      |
| 9/16"   | S64H916          | 38     | S64H916L     | 78     | 22       | 24      |
| 5/8"    | S64H58           | 38     | S64H58L      | 78     | 24       | 24      |
| 11/16"  | S64H1116         | 38     | S64H1116L    | 78     | 26       | 26      |
| 3/4"    | S64H34           | 40     | S64H34L      | 78     | 28       | 28      |
| 13/16"  | S64H1316         | 40     | S64H1316L    | 78     | 30       | 30      |
| 7/8"    | S64H78           | 42     | S64H78L      | 78     | 32       | 32      |
| 15/16"  | S64H1516         | 44     | S64H1516L    | 78     | 34       | 34      |
| 1"      | S64H1            | 44     | S64H1L       | 78     | 36       | 36      |
| 1-1/16" | S64H1-116        | 46     | S64H1-116L   | 78     | 38       | 38      |
| 1-1/8"  | S64H1-18         | 46     | S64H1-18L    | 78     | 40       | 38      |

## 1 1/2 Square Drive Sockets



| A/F      | Part no.         | L (mm) | Part no.     | L (mm) | D1 (mm)  | D2 (mm) |
|----------|------------------|--------|--------------|--------|----------|---------|
| A/F      | Standard sockets |        | Deep sockets |        | Socket Ø |         |
| 1-5/8"   | S612H1-58        | 80     | S612H1-58L   | 115    | 70       | 86      |
| 1-11/16" | S612H1-1116      | 82     | S612H1-1116L | 115    | 73       | 86      |
| 1-3/4"   | S612H1-34        | 84     | S612H1-34L   | 115    | 75       | 86      |
| 1-13/16" | S612H1-1316      | 84     | S612H1-1316L | 115    | 76       | 86      |
| 1-7/8"   | S612H1-78        | 87     | S612H1-78L   | 115    | 78       | 86      |
| 1-15/16" | S612H1-1516      | 87     | S612H1-1516L | 115    | 80       | 86      |
| 2"       | S612H2           | 87     | S612H2L      | 135    | 82       | 86      |
| 2-1/8"   | S612H2-18        | 90     | S612H2-18L   | 140    | 86       | 86      |
| 2-1/4"   | S612H2-14        | 95     | S612H2-14L   | 150    | 90       | 86      |
| 2-3/8"   | S612H2-38        | 95     | S612H2-38L   | 150    | 94       | 86      |
| 2-1/2"   | S612H2-12        | 100    | S612H2-12L   | 150    | 98       | 86      |
| 2-5/8"   | S612H2-58        | 105    | S612H2-58L   | 150    | 102      | 86      |
| 2-3/4"   | S612H2-34        | 105    | S612H2-34L   | 160    | 106      | 86      |
| 3"       | S612H3           | 108    | S612H3L      | 170    | 113      | 86      |
| 3-1/8"   | S612H3-18        | 115    | S612H3-18L   | 170    | 118      | 86      |
| 3-1/2"   | S612H3-12        | 123    | S612H3-12L   | 170    | 129      | 86      |
| 3-3/4"   | S612H3-34        | 123    | S612H3-34L   | 180    | 137      | 95      |
| 4"       | S612H4           | 130    | S612H4L      | 190    | 147      | 95      |
| 4-1/4"   | S612H4-14        | 135    | S612H4-14L   | 190    | 154      | 95      |
| 4-1/2"   | S612H4-12        | 140    | S612H4-12L   | 210    | 164      | 95      |
| 4-3/4"   | S612H4-34        | 140    | S612H4-34L   | 210    | 167      | 95      |

## 3/4 Square Drive Sockets



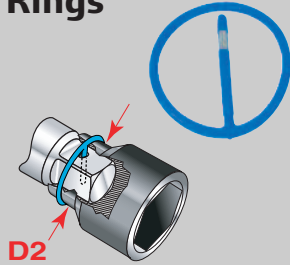
| A/F     | Part no.         | L (mm) | Part no.     | L (mm) | D1 (mm)  | D2 (mm) |
|---------|------------------|--------|--------------|--------|----------|---------|
| A/F     | Standard sockets |        | Deep sockets |        | Socket Ø |         |
| 5/8"    | S66H58           | 51     | S66H58L      | 90     | 28       | 42      |
| 11/16"  | S66H1116         | 51     | S66H1116L    | 90     | 30       | 42      |
| 3/4"    | S66H34           | 51     | S66H34L      | 90     | 32       | 42      |
| 13/16"  | S66H1316         | 51     | S66H1316L    | 90     | 35       | 42      |
| 7/8"    | S66H78           | 51     | S66H78L      | 90     | 36       | 42      |
| 15/16"  | S66H1516         | 51     | S66H1516L    | 90     | 39       | 42      |
| 1"      | S66H1            | 53     | S66H1L       | 90     | 40       | 42      |
| 1-1/16" | S66H1-116        | 53     | S66H1-116L   | 90     | 43       | 44      |
| 1-1/8"  | S66H1-18         | 53     | S66H1-18L    | 90     | 44       | 44      |
| 1-1/4"  | S66H1-14         | 57     | S66H1-14L    | 90     | 48       | 44      |
| 1-5/16" | S66H1-516        | 57     | S66H1-516L   | 90     | 50       | 44      |
| 1-3/8"  | S66H1-38         | 57     | S66H1-38L    | 90     | 53       | 44      |
| 1-7/16" | S66H1-716        | 57     | S66H1-716L   | 90     | 54       | 44      |
| 1-1/2"  | S66H1-12         | 57     | S66H1-12L    | 90     | 56       | 44      |
| 1-5/8"  | S66H1-58         | 58     | S66H1-58L    | 90     | 60       | 44      |

**Note:** There are more non-metric socket models available for the sizes 1", 1-1/2" and 2-1/2". Most of non-metric impact sockets are non-stocked items.

Impact Sockets

# Impact Sockets Accessories

## Retaining Rings



| Part no. | Quantity | Int. Ø (mm) | Material               |
|----------|----------|-------------|------------------------|
| RR10001  | 10       | 15.0        | Plastic                |
| RR10002  | 10       | 17.0        | Plastic                |
| RR10003  | 10       | 19.0        | Plastic                |
| RR10004  | 10       | 20.0        | Plastic                |
| RR10005  | 10       | 22.0        | Plastic                |
| RR10006  | 10       | 24.0        | Plastic                |
| RR10007  | 10       | 24.0        | Plastic                |
| RR10008  | 10       | 29.0        | Plastic                |
| RR10005S | 1        | 32.0        | Plastic + Steel insert |
| RR10009  | 10       | 33.0        | Plastic                |
| RR10032S | 1        | 36.5        | Plastic + Steel insert |

| Part no. | Quantity | Int. Ø (mm) | Material               |
|----------|----------|-------------|------------------------|
| RR10010  | 10       | 37.0        | Plastic                |
| RR10034S | 1        | 41.5        | Plastic + Steel insert |
| RR10008S | 1        | 44.5        | Plastic + Steel insert |
| RR10010S | 1        | 49.0        | Plastic + Steel insert |
| RR10015S | 1        | 54-57       | Plastic + Steel insert |
| RR10017S | 1        | 63.5        | Plastic + Steel insert |
| RR10019S | 1        | 67.0        | Plastic + Steel insert |
| RR10020S | 1        | 76.0        | Plastic + Steel insert |
| RR10025S | 1        | 86.0        | Plastic + Steel insert |
| RR10030S | 1        | 98.5        | Plastic + Steel insert |
| RR10035S | 1        | 111.0       | Plastic + Steel insert |

Because of the elasticity of the material, the diameter at the female square drive of the socket (D2) can be slightly larger than the ring. Note: The retainer rings must have a tight fit on the socket.



## Impact Socket Extensions

| Part no. | Square Drive | Length (mm) | Recommended retaining ring |
|----------|--------------|-------------|----------------------------|
| E22H     | 1/4"         | 50          | —                          |
| E24H     | 1/4"         | 100         | —                          |
| E26H     | 1/4"         | 150         | —                          |
| E33H     | 3/8"         | 75          | RR10003                    |
| E36H     | 3/8"         | 150         | RR10003                    |
| E312H    | 3/8"         | 300         | RR10003                    |
| E43H     | 1/2"         | 75          | RR10006                    |
| E45H     | 1/2"         | 125         | RR10006                    |
| E47H     | 1/2"         | 175         | RR10006                    |
| E410H    | 1/2"         | 250         | RR10006                    |
| E424H    | 1/2"         | 600         | RR10006                    |
| E63H     | 3/4"         | 75          | RR10034S                   |
| E67H     | 3/4"         | 175         | RR10034S                   |
| E610H    | 3/4"         | 250         | RR10034S                   |
| E413H    | 3/4"         | 330         | RR10034S                   |
| E83H     | 1"           | 75          | RR10015S                   |
| E87H     | 1"           | 175         | RR10015S                   |
| E810H    | 1"           | 250         | RR10015S                   |
| E813H    | 1"           | 330         | RR10015S                   |
| E125H    | 1 1/2"       | 125         | RR10025S                   |
| E1210H   | 1 1/2"       | 250         | RR10025S                   |
| E1220H   | 1 1/2"       | 500         | RR10025S                   |

## Universal Joints

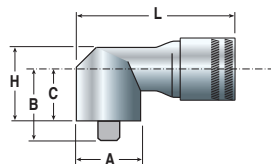
| Part no. | A (mm) | B (mm) | Recommended retaining ring |
|----------|--------|--------|----------------------------|
| J2       | 1/4"   | 1/4"   | —                          |
| J3       | 3/8"   | 3/8"   | —                          |
| J4       | 1/2"   | 1/2"   | —                          |
| J6       | 3/4"   | 3/4"   | RR10034S                   |
| J8       | 1"     | 1"     | RR10015S                   |
| J12      | 1 1/2" | 1 1/2" | RR10025S                   |
| J20      | 2 1/2" | 2 1/2" | RR10035S                   |

## 90° Power Angle Attachments (1)



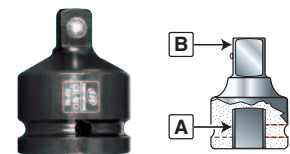
| Angle head part no. | Square drive | Hammer housing part no. | Compatible tools                   |
|---------------------|--------------|-------------------------|------------------------------------|
| 4UA9 (2)            | 1/2"         | N/A                     | Any 1/2" Ingersoll Rand Impacttool |
| 2920A90 (3)         | 3/4"         | 2920B-A827              | 2920 series & 261                  |
| 2934A90 (3)         | 1"           | 2934-A827               | 2934 series, 280, 290              |

- (1) Reduction of output torque approx. 25%.
- (2) 4UA9 is hold by the operator.
- (3) Hammer mechanism of the impact tool has to be replaced.



| Angle head | Dimensions in mm |    |    |     |     |
|------------|------------------|----|----|-----|-----|
|            | A                | B  | C  | L   | H   |
| 4UA9       | 55               | —  | —  | 159 | 75  |
| 2920A90    | 67               | 78 | 46 | 175 | 84  |
| 2934A90    | 80               | 97 | 65 | 217 | 106 |

## Adapters



| Part no. | A (mm) | B (mm) | Recommended retaining ring |
|----------|--------|--------|----------------------------|
| A2F3M    | 1/4"   | 3/8"   | —                          |
| A3F2M    | 3/8"   | 1/4"   | RR10003                    |
| A3F4M    | 3/8"   | 1/2"   | RR10003                    |
| A4F3M    | 1/2"   | 3/8"   | RR10006                    |
| A4F6M    | 1/2"   | 3/4"   | RR10008                    |
| A6F4M    | 3/4"   | 1/2"   | RR10034S                   |
| A6F8M    | 3/4"   | 1"     | RR10034S                   |
| A8F6M    | 1"     | 3/4"   | RR10015S                   |
| A8F12M   | 1"     | 1 1/2" | RR10015S                   |
| A12F8M   | 1 1/2" | 1"     | RR10025S                   |
| A12F20M  | 1 1/2" | 2 1/2" | RR10025S                   |
| A20F12M  | 2"     | 1 1/2" | RR10035S                   |



Universal Joint

